

## one communications - access channel features


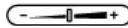







Last update: Jun 2011

	Phone	Web Portal	Call Manager
<b>User features</b>			
Active Phone			√
All Call Forwarding	√	√	√
Black List		√	
Block the Blocker		√	√
Boss/Sec Feature (with Push to Talk)	√		
Busy Call Forwarding	√	√	√
Call Hold	√		√
Call Logs	√		√
Call Park	√		
Call Pickup	√		
Call Retrieve	√		
Call Transfer	√		√
Do Not Disturb	√	√	√
Emergency Call Forwarding		√	
Fixed Mobile Convergence		√	
Hide Caller ID		√	√
No Answer Call Forwarding	√	√	√
Phonebook	√		√
Sequential Ring		√	
Speed Dial	√	√ (configuration)	√
Three-Way Call	√		√
VIP Ringing (configuration)		√	
Voicemail	√	√ (configuration)	√
White List		√	
<b>Group features (configuration)</b>			
Auto Attendant		√	
Company Caller ID		√	
Customize Connecting Tone		√	
Customize Music On Hold		√	
Hunt Group		√	

This presentation contains confidential & proprietary information from PCCW and should not be copied or distributed without prior written permission from PCCW




## one communications - Yealink T28/ T26 phoneset quick reference

Last update: Jun 2011

Features	Instructions
Dialing out	Lift the handset + (Phone no.) + [ # ] Note: No need to dial [ 9 ] before the phone no.
Intercom dialing	Lift the handset + (Extension no.) + [ # ]
Intercom dialing (using "busy lamp")	Lift the handset + [ Busy lamp for that ext. ]
Last number redial	Lift the handset + 
Speed dialing	To dial: Lift the handset + [ * ] + (wait for 1 sec.) + [ * ] + (code no. 00 - 99) + [ # ]
Volume adjustment	Ringtone:  to decrease or increase
	Voice: Lift the handset +  to decrease or to increase
Holding call	To hold: (Call connected) + 
	To retrieve: (Call held) + 
Call waiting	To answer: (Busy tone sounds) + [Flashing line button]
	To set: [ * ] [ 1 ] [ 7 ] + [ # ]
	To cancel: [ # ] [ 1 ] [ 7 ] + [ # ]
All call forwarding	To set: [ * ] [ 0 ] [ 5 ] + (Phone/ extension no.) + [ # ]
	To cancel: [ # ] [ 0 ] [ 5 ] + [ # ]
All call forwarding (remote setting)	Use any other phone: (Dial 2205 1111) + (Your phone no.) + [ # ] + (Voicemail passcode) + [ # ] + [ 3 ]
Busy call forwarding	To set: [ * ] [ 2 ] [ 5 ] + (Phone/ extension no.) + [ # ]
	To cancel: [ # ] [ 2 ] [ 5 ] + [ # ]
No answer call forwarding	To set: [ * ] [ 3 ] [ 5 ] + (Phone/ extension no.) + [ # ]
	To cancel: [ # ] [ 3 ] [ 5 ] + [ # ]
Do not disturb (DND)	[ * ] [ 0 ] [ 1 ] + [ # ]
	[ # ] [ 0 ] [ 1 ] + [ # ]
Call transfer - Blind transfer	(Call connected) +  + (Phone/ extension no.) +  + Hang up
Call transfer - Consultation transfer	(Call connected) +  + (Phone/ extension no.) + [ # ] + Wait for answer +  + Hang up

## one communications - Yealink T28/ T26 phoneset quick reference

Last update: Jun 2011

Features	Instructions
Conferencing call	(Call connected) +  + (Phone/ extension no.) + [#] + wait for answer + 
Call park and retrieve	<u>Call park:</u> (Call connected ) + [ new line key ] + [*][8][4] + [#] + [#] + Hang up
	<u>Call retrieve:</u> Lift the handset + [#][8][4] + [#] + (Self extension no.) + [#]
	Lift the handset + [*][1][1] + [#]
Group pick-up	Lift the handset + [*][1][1] + [#]
Call pick-up	By feature access code, applicable to ALL extensions: Lift the handset + [*][2][1] + (ringing extension no.) + [#]
	By "busy" lamp field, applicable to preset extensions: Lift the handset + [busy lamp for that ext.]
Paging	[*][7][7] + (paging group no.) + [#] + announce
Boss and secretary	Sec makes outgoing call using Boss line: Lift the handset + [Boss line key] + (phone/extension no.) + [#]
	Sec picks up incoming call on Boss line: Lift the handset + [Boss line key]
Listen to voicemail	
	OR [*][9][0] + [#]
Listen to voicemail (outside office)	Using other phone: (dial 2205 1111) + (your phone no.) + [#] + (your voicemail passcode) + [#] + [1]
Phone book	[Phone Book ] + Choose [Personal] or [Company]
Call logs	[Call Log] + Choose [Missed] or [Incoming] or [Outgoing]
IDD & chargeable call password	To lock: [*][0][4] + [#] + (system will prompt to enter password) + (password) + [#]
	To unlock: [#][0][4] + [#] + (system will prompt to enter password) + (password) + [#]
Call pull (for fixed mobile convergence)	From mobile to office phone: [*][8][8] + [#]
	From office to mobile phone: (dial 2513 1111) + [*][8][8]
Menu	To view information menu: [Menu]

\*Boss/Sec plan phone set model: Yealink T28

\*\*Executive/Boss(Lite)/Sec(Lite) plan phone set model: Yealink T26

**one communications service hotline number: 1833111**